

Ordinance No. 2427

AN ORDINANCE LEVYING DELINQUENT AND UNPAID SANITARY SEWER AND STORMWATER USE CHARGES AS A SPECIAL ASSESSMENT UPON CERTAIN REAL PROPERTY LOCATED WITHIN THE CITY OF DERBY, KANSAS.

WHEREAS, the City of Derby has rendered sewer and stormwater service to certain properties located within the City and regularly billed therefor as required by City ordinance; and

WHEREAS, the occupant of such property has failed and refused to pay such charges;

NOW, THEREFORE, BE IT ORDAINED by the Governing Body of the City of Derby, Kansas:

Section 1. The sum set out opposite each of the following lots and parcels of land should be, and the same are hereby, levied as a special assessment upon such lots and parcels to reimburse the City for delinquent and unpaid charges imposed pursuant to City ordinance for sewer and stormwater service rendered to such property:

Description	Assessment
BEG 335 FT NE OF PT ON N LI MAURINEDR. SAID PT BEING 770 FT E OF W LI SE1/4 NELY 200 FT E 250 FT S 200 FTW 282 FT TO BEG SEC 30-28-2E City of Derby, Sedgwick County, Kansas PIN: 00600238 Address: 3124 JACKSON	\$17.10
LOT 6 & 1/2 VAC ST ADJ ON W PRAIRIE ACRES ADD. City of Derby, Sedgwick County, Kansas PIN: 00509818 Address: 1706 ROCKHILL CT	\$18.00
BEG 220 FT N SE COR OF W 5A SE1/4 SW1/4 N 150.7 FT W 295.99 FT SE 151.6 FT TO PT W OF BEG E 267.5 FT TO BEG EXC E 30 FT FOR ST SEC 7-29-2E TRACT 2 City of Derby, Sedgwick County, Kansas PIN: 00509573 Address: 1011 HILA	\$18.00
BEG 165 FT W OF SE COR SW1/4 N 284 FT W 165 FT S 284 FT E TO BEG EXC S EXC S 60 FT FOR RD SEC 30-28-2E City of Derby, Sedgwick County, Kansas PIN: 00600242 Address: 1306 E PATRIOT	\$18.00
LOT 6 BLOCK C FARBOROUGH ESTATES ADDITION City of Derby, Sedgwick County, Kansas PIN: 00509807 Address: 919 E MADAPALLA CT	\$35.00
LOT 3 BLOCK D FARBOROUGH ESTATES ADDITION City of Derby, Sedgwick County, Kansas	\$36.00

PIN: 00509810
Address: 1040 E MADAPALLA CT

LOT 6 BLOCK 2 OAK RIDGE ESTATES ADD. \$36.00
City of Derby, Sedgwick County, Kansas
PIN: 00509557
Address: 1113 SPRINGDALE

LOT 1 BLOCK E SLEEPY HOLLOW FARM ADD. \$36.00
City of Derby, Sedgwick County, Kansas
PIN: 00509723
Address: 1418 N MILTON

LOT 9 BLOCK D SLEEPY HOLLOW FARM ADD \$36.00
City of Derby, Sedgwick County, Kansas
PIN: 00509719
Address: 420 W MAHONEY

LOT 5 BLOCK B SLEEPY HOLLOW FARM ADD. \$36.00
City of Derby, Sedgwick County, Kansas
PIN: 00509693
Address: 503 W CONYERS

LOT 1 BLOCK A SLEEPY HOLLOW FARM ADD. \$36.00
City of Derby, Sedgwick County, Kansas
PIN: 00509679
Address: 403 W LINCOLN

LOT 7 BLOCK B SLEEPY HOLLOW FARM ADD. \$36.00
City of Derby, Sedgwick County, Kansas
PIN: 00509695
Address: 514 W LINCOLN

BEG 893 FT S NE COR NE 1/4 W 436 FT S 130 FT SLY
145 FT NELY 155 FT M-L TO PT 1108.1 FT S & 275 FT W
NE COR NE 1/4 E 275 FT N 215.1 FT TO BEG EXC E 35 FT
FOR RD SEC 18-29-2E \$36.00
City of Derby, Sedgwick County, Kansas
PIN: 00577795
Address: 1219 S ROCK

N 275 FT W 1/2 NE 1/4 LY W OF ROW SEC 13-29-1E \$36.00
City of Derby, Sedgwick County, Kansas
PIN: 00297604
Address: 808 S BUCKNER

S 127.7 FT OF TR BEG 40 FT S & 870.99 FT W NE COR W1/2
NW1/4 W 84.66 FT S 521.24 FT E 84.66 FT N 521.24 FT TO
BEG. SEC 36-28-1E \$85.44
City of Derby, Sedgwick County, Kansas
PIN: 00464865
Address: 2612 N NELSON

S 107.7 FT OF TR. BEG 40 FT S & 963.94 FT W NE COR W1/2
 NW1/4 S 521.24 FT W 115 FT M-L TO E LI K-15ROW NWLY
 395.32 FT NELY 149.87 FT E 132.61 FT TO BEG EXC PART
 FOR HWY SEC 36-28-1E \$99.48
 City of Derby, Sedgwick County, Kansas
 PIN: 00464868
 Address: 2618 N NELSON

N 100.9 FT S 208.6 FT TR BEG 40 FT S & 963.94 FT W NE
 COR W1/2 NW1/4 S 521.24 FT W TO K-15 NW 395.32 FT
 NE149.87 FT E 132.61 FT TO BEG EXC PART FOR HWY SEC
 36-28-1E \$108.00
 City of Derby, Sedgwick County, Kansas
 PIN: 00464870
 Address: 2624 N NELSON

BEG 197.5 FT E OF SW COR EL PASO ORIG. PLAT E 227.5 FT
 S 137.5 FT W 125.9 FT N 61.5 FT W 101.6 FT N 76 FT TO BEG
 EXC N 25 FT SW1/4 SEC 12-29-1E \$254.13
 City of Derby, Sedgwick County, Kansas
 PIN: 00446629
 Address: 330 S WATER

LOT 2 BLOCK A SPRINGCREEK 5TH ADD. \$400.32
 City of Derby, Sedgwick County, Kansas
 PIN: 00306523
 Address: 320 N ROCK

THAT PART LOT 1 BEG NE COR S 160 FT W 311 FT N TO N
 LI E 311 FT TO BEG EXC S 60 FT E 50 FT THEREOF BLOCK
 A DERBY INDUSTRIAL PARK ADD \$416.88
 City of Derby, Sedgwick County, Kansas
 PIN: 00304400
 Address: 408 N RIVER

LOTS 88-89 BALTIMORE AVE. CITY OF DERBY \$214.80
 City of Derby, Sedgwick County, Kansas
 PIN: 00300287
 Address: 311 N BALTIMORE

BEG 75 FT S NE COR LOT 6 S 150 FT W140 FT N 150 FT E
 TO BEG GERTEIS ADD. \$312.75
 City of Derby, Sedgwick County, Kansas
 PIN: 00300679
 Address: 301 N WESTVIEW

N 145.8 FT E 150 FT S1/2 NW1/4 SEC 8-29-2E \$320.71
 City of Derby, Sedgwick County, Kansas
 PIN: 00446633
 Address: 208 VALLEY STREAM

LOT 19 EXC PT DED FOR ST & EXC BEG SE COR SWLY 127.8
 FT NELY 149.4 FT TO PT 43 FT NLY SE COR S 43 FT TO BEG

FULTON HEIGHTS ADD. \$312.75
City of Derby, Sedgwick County, Kansas
PIN: 00295222
Address: 230 LEE CT

LOT 5 BLOCK A FARBOROUGH ESTATES ADDITION \$312.75
City of Derby, Sedgwick County, Kansas
PIN: 00509795
Address: 920 E. MADAPALLA CT


LOT 5 BLOCK F NORTHBROOK ADDITION \$244.80
City of Derby, Sedgwick County, Kansas
PIN: 30007012
Address: 819 E FREEDOM

LOT 17 EXC PT DED FOR ST FULTON HEIGHTS ADD. \$155.70
City of Derby, Sedgwick County, Kansas
PIN: 00295220
Address: 218 LEE CT


Section 2. A certified copy of this ordinance shall be delivered to the County Clerk of Sedgwick County for levy of such assessment upon the above described property.

Section 3. This Ordinance shall be effective from and after its publication once in the official City newspaper.


PASSED by the City Council this 24th day of March, 2020 and **SIGNED** by the Mayor.



Randy White, Mayor

ATTEST:


Hillary Lawrence, City Clerk

Approved as to form:


Jacqueline R. Butler, City Attorney

